

GAA 2.0

Parent Information and Resources

What type of assessment is the ACCESS 2.0?

BALANCED SYSTEM OF ASSESSMENT IN HENRY COUNTY SCHOOLS

One of the main purposes of any assessment is to support an educational stakeholder by providing evidence of knowledge. Students, Teachers, Administrators, Parents, and District Leaders are all decision makers who should and do use assessment data differently. To recognize and encourage various assessment approaches, Henry County Schools utilizes a balanced system of assessment. The district's balanced system includes four types of assessments: a Universal Screener, Formative assessments, Interim assessments, and Summative assessments. Each type has a focused purpose and each is intended for specific stakeholders.

Assessment to GUIDE LEARNING

UNIVERSAL SCREENER

- Identifies student strengths and needs
- Used consistently to identify students needing interventions
- Results are typically examined by student, grade, target skill, across the district.
- Students, Parents, Teachers, and School Leaders use the results frequently
- Typically administered three times per year

FORMATIVE Short Cycle

- Informs judgement of attainment of standards to guide instruction
- Used in instructional planning to support daily teaching and learning and for students to guide their own learning
- Results are often examined by item, standard, student and class
- Through School Leaders establishment of school expectations and processes, Students and Teachers use the results frequently
- Administered in frequent intervals (e.g., daily or several times a week), as determined by a teacher

INTERIM Medium Cycle

- Certifies the attainment of standards and/or predicts future performance on state assessments to guide instruction
- Used to adjust instruction, curriculum, support professional development, and design systematic intervention programs
- Results typically are examined by classroom performance, subject area skill, school, and across the district
- Students, Parents, Teachers, School Leaders, and District leaders act based on the results
- Administered in intervals, as determined by the school or district (eg. quarterly, or by semester)

Assessment to CERTIFY LEARNING

SUMMATIVE Long Cycle

- Certifies attainment of standards
- Used to gauge whether students have deep content knowledge and to evaluate whether Teachers, Schools, and Districts are making an academic impact on students
- Results are typically examined by classroom performance, subject area skill, school, and across the district
- Students, Parents, Teachers, School Leaders, and District Leaders act based on the results
- Administered in intervals, as determined by either a teacher, the school, the district, and/or the state

HCS LEARNING & PERFORMANCE | District & School Performance

Agenda

- What is the GAA 2.0 assessment?
- What will my child be assessed on?
- What does the test look like?
- What does my child's school do to prepare for the test?
- How can I support my child in being successful on the GAA 2.0 Assessment?
- What resources can I use to help my child be successful?
- How will my child be expected to show what they know or demonstrate their knowledge?
- Questions

What is the GAA 2.0 Assessment?

- The Georgia Alternate Assessment 2.0 (GAA 2.0) is an achievement test that measures the knowledge, concepts, and skills that are outlined in the standards.
- The test is administered every year to help school districts monitor the academic development of students with significant cognitive disabilities.
- GAA 2.0 is a required tests by the GaDOE.

What will your child be tested on?

- Your child will take the test in English Language Arts and Mathematics in Kindergarten, Grades 3 - 8 and Grade 11.
- Your child will also take the test in Science and Social Studies in Grades 5, 8 and 11.
- Each test has 11 tasks. Tasks begin with a scenario, followed by three parts that increase in complexity to give students the opportunity to show what they know and can do.



How long is the test?

- Your child is assessed individually.
- Answers will be able to be provided in the same way that they would typically respond in their classroom.
- The assessment is not timed and can be paused for a variety of reasons.
- The Test Examiner may pause and resume the test as often as necessary during the whole administration window.

When will your child test?

- Students test every year during a window set by the Georgia Department of Education, which typically occurs March to April.
- Every school sets a time frame for teachers to administer GAA 2.0.
 - Schools schedule when students will take the sections of the test during the district testing window.
 - Students typically do not take all of the sections in one sitting. The test is spread out over several days.
- Contact your child's school for more specific information on when your child is scheduled to take GAA 2.0.

What does the GAA 2.0 test look like?

Let's take a look at the different sections that your child will see during this test.

GAA 2.0

English Language Arts

English Language Arts - Grade 4 Example

EXPECT *Exceptional*

Teachers will read from a script provided in the Examiner Booklet.

- Your child will be able to respond in the same way that they would typically respond in their classroom.
- Your child will be provided their own copy of the question.

Teacher Script

English Language Arts Grade 4

Task 1

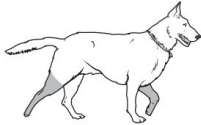
Scenario: The Cat Walk

SAY: We are going to read a text. The title of the text is "The Cat Walk."

DO: Point to the picture of the dog walking. Point to each shaded leg.

SAY: The picture shows a dog with the back right leg and the front left leg shaded. The shaded legs are off the ground.

Most four-legged animals, such as dogs, walk the same way. They move the front leg on one side. At the same time, they move the back leg on the other side.



SAY: Cats are special animals. One thing that makes a cat different is the way it walks. The next time you see a cat, watch the way it walks.

DO: Point to the picture of the cat walking. Point to each shaded leg.

SAY: The picture shows a cat with the left legs shaded. The shaded legs are off the ground.

A cat moves both legs on one side at the same time. First, the cat moves both left legs. Then, the cat moves both right legs.

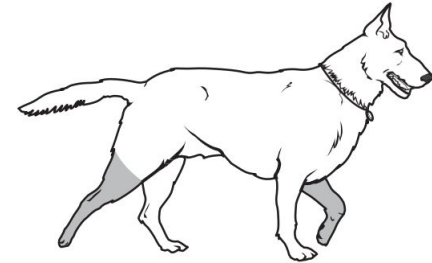
Student Booklet

English Language Arts Grade 4

Task 1 Scenario 1

The Cat Walk

Most four-legged animals, such as dogs, walk the same way. They move the front leg on one side. At the same time, they move the back leg on the other side.



GAA 2.0 Mathematics

Mathematics- Grade 3 Example

Teachers will read from a script provided in the Examiner Booklet.

- Your child will be able to be respond in same say that they would typically respond in their classroom.
- Your child will be provided their own copy of the question.

Teacher Script


Mathematics Grade 3 Task 1

Scenario

SAY: We use groups of objects to help us multiply.

DO: Point to the plates.

SAY: Here are three plates.



$3 \times 2 = 6$

DO: Point to the two cookies on each plate.

SAY: Each plate has two cookies. There are three groups of two cookies.

DO: Point to $3 \times 2 = 6$.

SAY: Three times two can help us find the total number of cookies. We can also show this with repeated addition.


DO: Point to the $2 + 2 + 2 = 6$.

SAY: We can write two plus two plus two equals six. This also shows three groups of two.

$2 + 2 + 2 = 6$

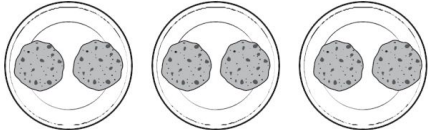
DO: Point to the six in each equation.

SAY: We get the same answer if we multiply or use repeated addition.



Student Booklet

Mathematics Grade 3 Task 1 Scenario 1



$3 \times 2 = 6$

$2 + 2 + 2 = 6$

What is {Insert School Name} doing to prepare my child for the test?

Schools:

- Please provide school level information on what steps and resources are being provided to support student achievement and success on the GAA 2.0.
- Some recommendations are:
 - Classroom activities
 - School resources available to parents
 - Teacher lessons and assessment guide


What Can Parents Do During Testing?



- Be encouraging!
- Remind students to read directions carefully and to check their work
- Point out that some items will be more difficult than others
- Help them in getting a good night's rest
- Plan a balanced breakfast
- Stick to the schedule
- Don't focus your conversations too heavily on the test
- Practice using the same materials that the students can use on the test.

What resources can I use to help my child be successful?

- The mode of administration for the GAA 2.0 is paper/pencil.
- To see what online testing is like sample tasks in English Language Arts and Mathematics are available on the [Georgia Department of Education Website](#).
- Georgia Educators compiled a list of vocabulary words that can be used to support what your child is learning in class.



What activities can I do to support my child?

Practice Activity: Vocabulary Practice

Practice using the educator created vocabulary list by:

- Completing a sentence
- Showing an example of the word
- Introduce, review or practice prior to the test.

Vocabulary Lists are available in:

- [ELA](#)
- [Mathematics](#)
- [Science](#)
- [Social Studies](#)



Sample test questions can also be reviewed.
Sample questions are available in:

- [English Language Arts](#)
Use with [ELA Teacher Book](#)
- [Mathematics](#)
Use with [Math Teacher Book](#)

How will your child's school & your child's teacher use the test results to support your child & school?

- School Improvement
- Determining individual needs when making decisions regarding their participation in state and locally mandated assessments.
- Teachers can use the assessment results to plan for classroom instruction and monitor student progress.

Available Resources

GAA 2.0 resources can be retrieved from our Henry County Schools Website.

<http://bit.ly/HCSParentResources>



Learning & Performance

- Overview
- Balanced Models of Instruction
- Henry Teaching & Learning Standards
 - District & School Performance
 - District & Performance Staff
 - Grading & Testing
 - Parent Resources
 - Research & Grants
- Early Learning & Innovative Practice
- Instruction & Learning
 - CCRPI
 - Stakeholder Feedback



Welcome to the Parent Resources page for assessments administered in Henry County Schools. Here you can find resources that are intended to provide support to parents that will ensure all children meet, or exceed, the academic requirements established by the state and the district. If you have any questions, please contact one of our staff members, and they will be happy to assist you.

Contact Us:
770.987.6847 (Office)
770.987.7028 (Fax)

Accountability & Grading

- CCRPI [Board All](#)
- Grading Information for Elementary School Parents
- Grading Information for Secondary School Parents

Student Assessments

- ACCESS for ELLs 2.0/Alternate ACCESS for ELLs
- GAA 2.0
- Georgia Milestones Assessments
- GKIDS 2.0
- GKIDS Readiness
- MAP

Questions

